



# Natural GUARD<sup>®</sup>

MAKE YOUR PIECE OF THE PLANET A HEALTHIER PLACE TO  
LIVE BY PRACTICING NATURAL YARD CARE

## *Soil Activator*

NATURAL-BASED

- For use on lawns,  
vegetable gardens, flower beds, indoor plants  
and compost bins

COVERS  
2,000 SQ. FT.


**This Product Not Intended as a Fertilizer Substitute**

**KEEP OUT OF REACH OF CHILDREN**

See Back Panel For Additional Precautionary Statements And Directions For Use.

**NET WT. 20 LBS. (9.07 KG)**

**SOIL ACTIVATOR 40520**





# Soil Activator

## NATURAL-BASED

### DIRECTIONS FOR USE

**FOR ESTABLISHED LAWNS:** Apply 10 lbs. per 1,000 square feet of Lawn area in early Spring and again in late Fall along with normal Lawn Fertilization Program. Soils low in organic matter will respond better to application rates of 20 to 30 lbs. per 1,000 square feet. Water in after application.

**FOR NEW LAWNS:** Apply 10 to 15 lbs. per 1,000 square feet prior to soil preparation. Till or work into the soil before seeding. Water in after seeding of Lawn. Poor, sandy soil will require application rates of 20 to 30 lbs. per 1,000 square feet. Reapply in early Fall.

**FOR FLOWER BEDS AND VEGETABLE GARDENS:** Apply 1 to 1½ lbs. per 100 square feet before soil preparation for planting. Incorporate into the top 2" to 4" of soil at time of planting. Water in after application. Use as needed. This is determined by cropping system, environment and soil type. For best results, make a second application in late Fall before tilling or turning under plant stubble.

**FOR INDOOR AND PATIO CONTAINER GROWN PLANTS:** One teaspoon for 9" or smaller pots; one tablespoon for 12" or larger pots. Broadcast on the surface or incorporate in top 1" to 2" of soil. Apply every 3 to 4 months. Water in after application.

**FOR MIXING COMPOST:** Add ½ cup (¼ lb.) per cubic foot. Mix well into compost and apply to Gardens, Flower Beds and Potted Plants.

### SPREADER SETTINGS

#### APPLICATION EQUIPMENT AND INSTRUCTIONS

This product can be applied with a drop or broadcast (rotary) spreader. For best results, apply this product evenly and uniformly over the turfgrass (lawn) area avoiding streaking, skips or overlaps. Before each application, determine the correct amount (lbs.) of product to place in the spreader hopper for the area to be treated. For example, if the label states to apply 10 lbs. per 1,000 sq. ft. and your area to treat is 2,000 sq. ft. then place 20 lbs. of product in the hopper and set the spreader setting at 10 (per table below) if using an Accugreen drop spreader.

A more uniform application can be made by spreading one-half of the recommended amount of this product over the turfgrass area and then applying the remaining one-half of this product at a right angle to the previous application direction.

**NOTE:** The spreader settings listed below are approximate. The speed at which you walk and the working condition of the spreader will affect the rate of application.

Spreader	Spreader Settings
	10 Lbs of product per 1,000 sq. ft.
Scotts/Republic Accugreen (Drop)	10
Scotts/Republic Speedy Green (Broadcast)	9 1/2
Ferti-lome/Earthway Ev-N-Spred (Broadcast)	22

#### CONTAINS NON PLANT FOOD INGREDIENT GUARANTEED ANALYSIS


Humic Acid.....35%  
 Total Other Ingredients.....65%  
 Derived from: Leonardite.

F370




230 FM 87 • BONHAM, TEXAS 75418  
 Visit Us At: [www.naturalguard.com](http://www.naturalguard.com)

Information regarding the contents and levels of metals in this product is available on the internet at: <http://www.aapfco.org/metals.htm>



Get the free mobile app at  
<http://gettag.mobi>



25M-2-1110-2